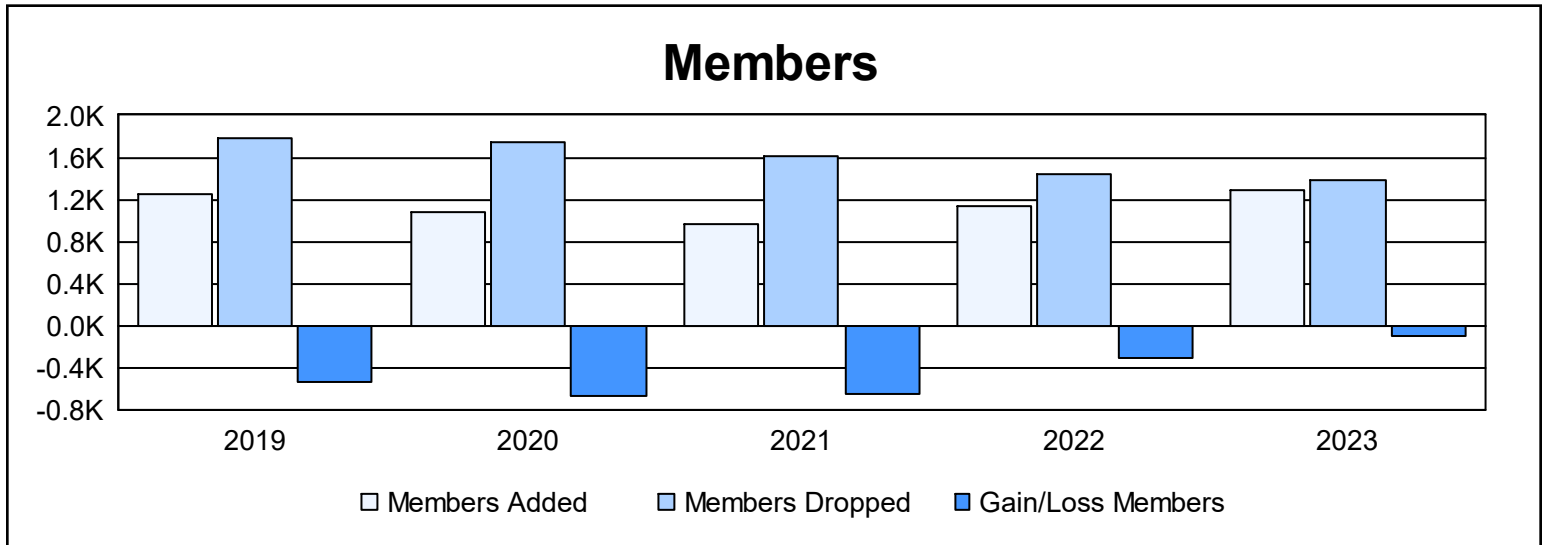
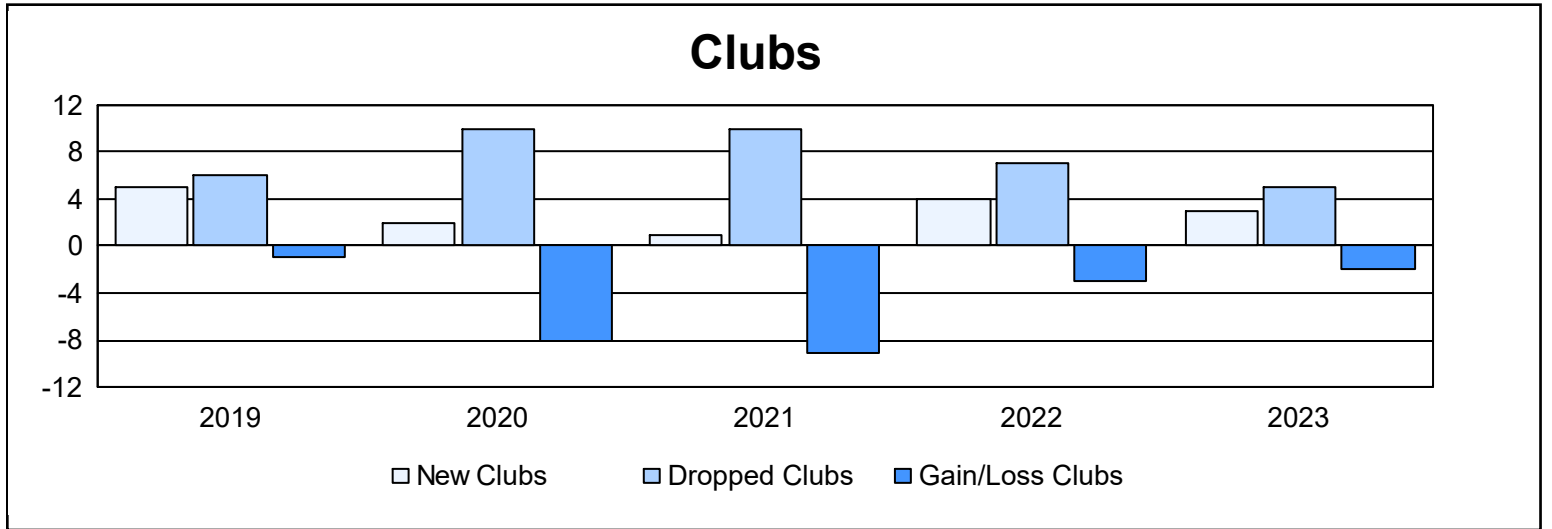
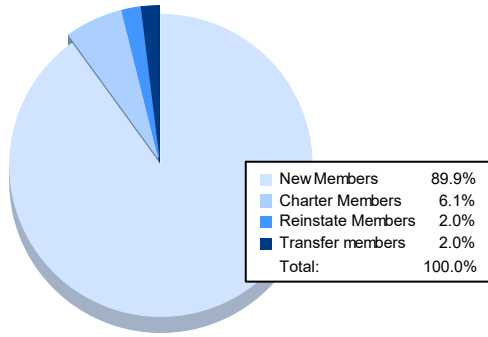


| Year | New Clubs | Dropped Clubs | Gain/ Loss Clubs | New Members | Charter Members | Reinstate Members | Transfer Members | Total Member Added | Total Members Dropped | Gain/ Loss Members |
|----------------|-----------|---------------|------------------|--------------|-----------------|-------------------|------------------|--------------------|-----------------------|--------------------|
| 2018-2019 | 5 | 6 | -1 | 1,067 | 134 | 19 | 30 | 1,250 | 1,790 | -540 |
| 2019-2020 | 2 | 10 | -8 | 964 | 63 | 29 | 17 | 1,073 | 1,735 | -662 |
| 2020-2021 | 1 | 10 | -9 | 883 | 30 | 19 | 27 | 959 | 1,613 | -654 |
| 2021-2022 | 4 | 7 | -3 | 948 | 120 | 31 | 36 | 1,135 | 1,436 | -301 |
| 2022-2023 | 3 | 5 | -2 | 1,149 | 78 | 26 | 25 | 1,278 | 1,381 | -103 |
| Average | 3 | 8 | -5 | 1,002 | 85 | 25 | 27 | 1,139 | 1,591 | -452 |



Membership Composition June 2023 Cumulative



Gender Composition June 2023 Cumulative

